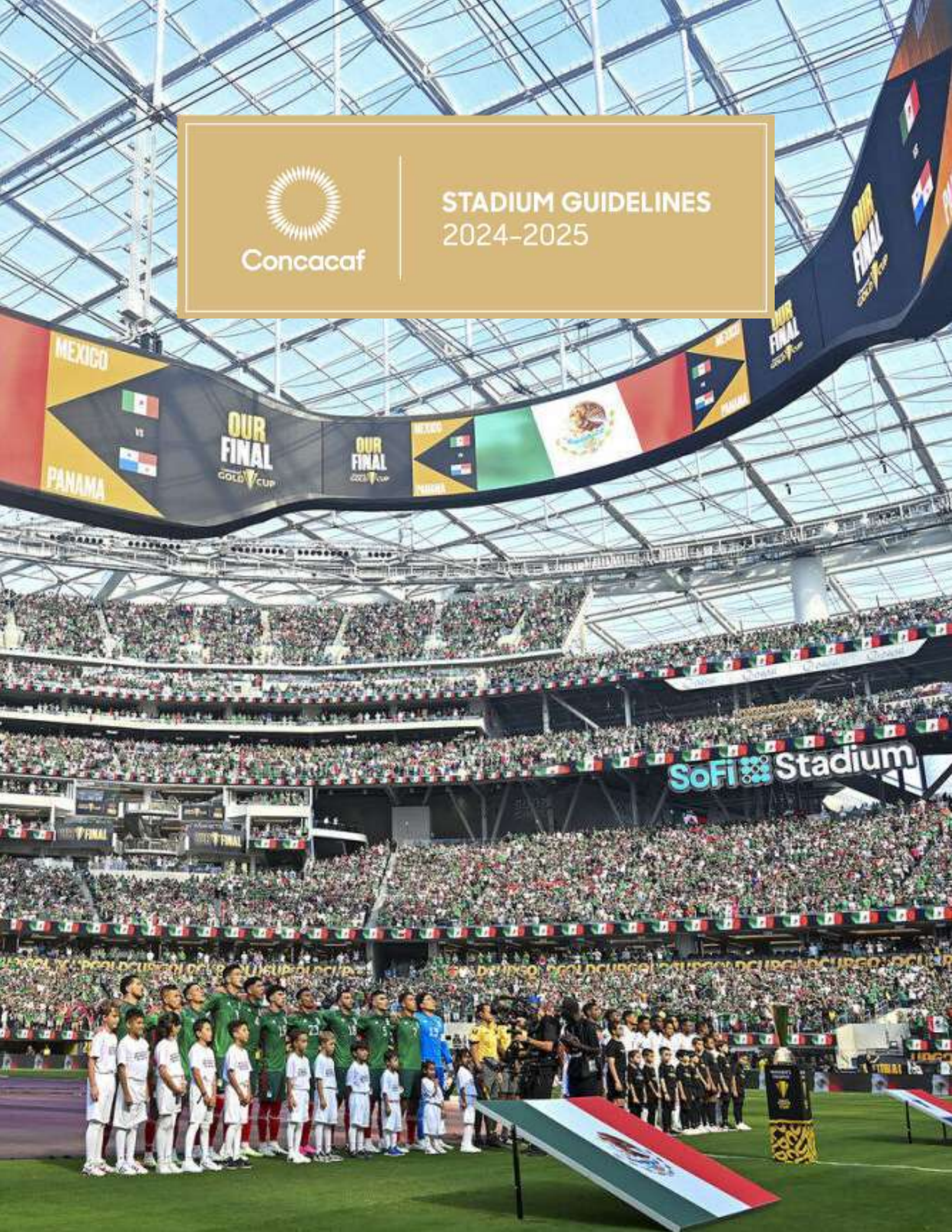




Concacaf

STADIUM GUIDELINES 2024-2025



CONTENTS



CONTENTS

CONTENTS	3
1. GENERAL PROVISIONS.....	7
2. CERTIFICATION.....	7
3. STADIUM AVAILABILITY.....	7
STRUCTURAL CRITERIA	10
4. FIELD OF PLAY.....	10
5. AUXILIARY AREA.....	18
6. GOALPOST, CROSSBARS AND SPARE GOALS.....	20
7. DANGERS AND OBSTRUCTIONS.....	21
8. TEAM BENCHES AND FOURTH OFFICIAL BENCH.....	22
9. WARM-UP AREAS.....	24
10. PLAYER TUNNEL.....	24
11. ADVERTISING BOARDS AROUND THE FIELD OF PLAY.....	25
12. FLOODLIGHTS.....	26
13. CLOCKS, SCOREBOARD AND VIDEOBOARD.....	29
14. CONTROL ROOM / Venue operations Center.....	29
15. FLAGPOLES.....	30
16. VIDEO ASSISTANT REFEREE (VAR).....	30
FACILITIES FOR THE TEAM OFFICIAL DELEGATIONS AND CONCACAF DELEGATION	35
17. TEAM LOCKER ROOMS.....	35
18. REFEREE LOCKER ROOM.....	36
19. OFFICE SPACE AND MEETING ROOMS.....	36
20. STORAGE FACILITIES.....	37
21. CONCACAF MATCH COMMISSIONER (MC) & CONCACAF REFEREE ASSESSOR (RA) SEATING AREA.....	37
22. YOUTH PROGRAM LOCKER ROOM.....	38
FACILITIES FOR THE BROADCASTER LICENSEES AND MEDIA	40
23. MEDIA ENTRANCE, WILL CALL AND PARKING.....	40
24. MEDIA TRIBUNE / PRESS BOX.....	40
25. PRESS CONFERENCE ROOM.....	40

26. MIXED ZONES.....	40
27. PHOTOGRAPHERS' WORKING AREA.....	41
28. INTERNET CONNECTIVITY.....	41
29. CAMERA POSITIONS.....	41
30. COMMENTARY POSITIONS (TV AND RADIO BOOTHS).....	41
31. BROADCAST STUDIOS.....	42
32. BROADCAST COMPOUND.....	42
33. CABLING.....	43
34. POWER AND LIGHTING.....	44
35. PARKING AREA FOR HOST BROADCASTERS.....	44
36. ACCESS AND PARKING FOR THE MEDIA.....	44
FACILITIES FOR FIRST AID AND MEDICAL AND DOPING ROOM.....	47
37. SPECTATORS' MEDICAL CENTER.....	47
38. PLAYERS' MEDICAL ROOM.....	48
39. DOPING CONTROL.....	48
FACILITIES FOR SPECTATORS.....	51
40. STANDS.....	51
41. SEATING.....	51
42. VVIP AND VIP SEATS.....	52
43. ENTRANCES AND EXITS.....	52
44. TOILETS AND SANITARY FACILITIES.....	53
45. FACILITIES FOR SPECTATORS WITH DISABILITIES.....	54
46. PUBLIC ADDRESS SYSTEM.....	54
47. FOOD AND BEVERAGE.....	55
48. MERCHANDISE STANDS.....	55
49. PARKING FOR SPECTATORS.....	55
50. PARKING AREA FOR TEAM OFFICIAL DELEGATION & CONCACAF DELEGATION.....	56
51. PARKING FOR EMERGENCY SERVICES AND DISABLED SPECTATORS.....	56
52. SPECTATOR CAPACITY.....	56
53. EMERGENCY LIGHTING SYSTEM.....	57
54. COMMERCIAL DISPLAY AREAS.....	57

OTHER MATTERS	59
55. AMMENDMENTS.....	59
56. MATTERS NOT PROVIDED FOR.....	59
57. CLOSING PROVISIONS.....	59

GENERAL PROVISIONS



1. GENERAL PROVISIONS

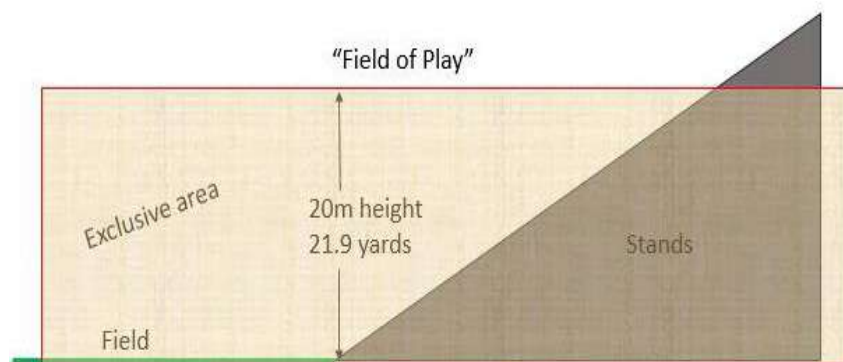
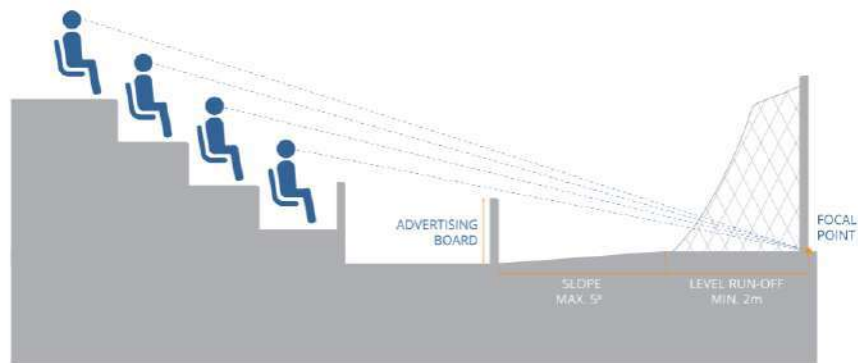
- 1.1. These Guidelines provide the minimum standards for a stadium to be eligible to host matches in Concacaf competitions.
- 1.2. The relevant Competition Regulations, Circulars, Directives, Guidelines, Hosting Rights Agreement (HRA) and/or decisions made by Concacaf and its Council may require additional criteria.
- 1.3. These Guidelines do not affect nor overwrite the legal obligations arising from national legislation applicable to each country.

2. CERTIFICATION

- 2.1. Each stadium must be certified with a Safety Certificate from an appropriate body in its respective country and it must be provided to Concacaf. The certificate must comply with the requirements in the FIFA Safety and Security Regulations and/or the Concacaf Safety and Security Guidelines.
- 2.2. The Safety Certificate issued by the appropriate body must be valid for a maximum of two (2) years, unless otherwise approved by Concacaf, and must be valid on every matchday of the Concacaf competitions.

3. STADIUM AVAILABILITY

- 3.1. The relevant Competition Regulations, Commercial Regulations, Media Regulations, Host Responsibility Agreement (HRA) or Concacaf instructions provide the time periods whereby a Stadium:
 - 3.1.1. May not be used for any other matches and/or activities;
 - 3.1.2. Must be delivered to Concacaf free of any signage of advertising in the Exclusive Areas, with no corporate, civic, or team marks/emblems/logos, including the stadium naming rights sponsor marks. Exclusive areas include but are not limited to: the area comprised from the Field of Play up to 20 meters (65 Feet) in all angles, including stands from the Field of Play (as shown below), any and all stadium video or message boards and LED ribbon boards, locker rooms, press conference room, press box, mixed zone area, photographer work room, any other press room or area, Concacaf controlled suites, fan festival designated area, and any other area dedicated to the production of the events. Concacaf does not consider any LED signage as permanent signage.



LOCATION

- 3.2. In principle, the venue/Stadium is to be located at a maximum of 150km, which shall be at most a two-hour drive from the nearest international operational airport (airport with sufficient international flights from different locations per week) unless an exception is specified by Concacaf. The International airport should offer landing possibilities for charter flights if the visiting team ops to charter its delegation directly to this airport.
- 3.3. Stadiums that don't fulfill the one hundred and fifty (150) kilometers and/or a travel time of no more than one hundred and twenty (120) minutes between the stadium and the closest international airport might be considered if:
 - 3.3.1. the Participating Member Association (PMA) or Club could play more than one (1) match in the same stadium within 48 hours.
 - 3.3.2. the stadium is the only venue available due to force majeure which must be pre-approved in writing by Concacaf.

STRUCTURAL CRITERIA



STRUCTURAL CRITERIA

4. FIELD OF PLAY

4.1. The Field of Play is the focal point for players, officials, spectators, television audiences, broadcast, technicians, photographers, and media. Fundamental decisions must be made about the playing area, from the type of pitch to install, to the best way of ensuring that players can perform without disruption from spectators. All matches must be played on either of the following:

4.1.1. Natural playing surface;

4.1.1.1. All venues with a natural playing surface must follow the FIFA Natural Turf Guidelines for best practices and optimal playing conditions.

4.1.2. Artificial playing surface in accordance with the FIFA Quality Program for Football Turf:



4.1.2.1. **FIFA Quality:** Combining a stringent regime of durability, resistance, safety and performance tests, pitches that are awarded the FIFA QUALITY mark fulfil the specific requirements for recreational, community and municipal football, with typically 40–60 playing hours per week. (3–year Certificate validation).

4.1.2.2. **FIFA Quality Pro:** Pitches with the FIFA QUALITY PRO mark is specifically tested to mimic the high performance and safety requirements for professional football for a typical usage of up to 20 playing hours per week. There are stricter requirements for international match pitches. (1–year Certificate validation).

4.2. A Field of Play consisting of artificial turf must:

4.2.1. Be granted one of the two FIFA licenses:

4.2.1.1. The football equipment supplied must comply with the applicable

safety regulations of that specific country and should adhere to the Laws of the Game and the FIFA Handbook of Requirements for football turf surfaces.

4.2.1.2. When running a tender for a football turf installation, the design requirements can be simplified by requesting either a FIFA QUALITY or a FIFA QUALITY PRO installation. This relates to the performance of the final installation and eliminates unnecessarily complex specifications.

4.2.1.3. When installing a football turf pitch in a region with a dry, hot climate, check the heat development of the selected surface. Each product with a FIFA laboratory test must undergo a heat test and will be categorized.

4.2.2. Have a green surface with white lines.

4.2.3. **Good maintenance is fundamental:** It has long been claimed that artificial surfaces are maintenance-free. This is not only a myth, but a dangerous concept to embrace. The need to maintain a football turf pitch is fundamental for reasons of:

4.2.3.1. **AESTHETICS:** A good pitch is attractive to play any sport on and encourages participants to use it in the right way. A scruffy pitch is not attractive to play on, will deter participants from using the facility in the long term, and may attract vandalism.

4.2.3.2. **SAFETY:** A neglected pitch can also be a dangerous one that presents several hazards to players, coaches, referees, and other participants. This in turn can lead to injuries and further detract from the attraction of the facility.

4.2.3.3. **PLAYING PERFORMANCE:** A lack of maintenance will lead to discomfort, frustration, and potential injuries for players, coaches, and referees because of:

- Faster/slower movement of the ball.
- Uneven roll of the ball.
- Variable bounce of the ball.
- Having to run on a hard surface.
- Poor grip of the surface.

- 4.2.3.4. **LONGEVITY:** The lifetime of the football turf pitch will be significantly reduced by a lack of maintenance, undermining the investment in it.
- 4.2.3.5. **MAINTENANCE EQUIPMENT:** A variety of brush types exist on the market with different degrees of effectiveness. The most commonly used ones are drag brushes, which are normally attached to the rear-end of tractor units, either hydraulically or as a simple attachment. Correct maintenance will significantly influence the return on investment from your pitch.
- 4.2.3.6. **BRUSHING THE SURFACE:** The surface should be brushed regularly and in accordance with the recommendations of the turf manufacturer. The brushing frequency will be related to the intensity of use – the more often it is used, the more often you must brush it. Generally, it is recommended to brush the surface every 40 playing hours, bearing in mind that 22 players are on the pitch. If more players are on the pitch, you must multiply the playing hours accordingly.
- 4.2.3.7. **KEEP THE INFILL LEVEL:** The penalty spots and corners are prone to disruption of the infill. Ground staff should be aware of this and be prepared to top up on a more regular basis than is necessary for routine brushing. It may be necessary to top up these areas every day during intense use. When material begins to accumulate at the edges of the pitch, debris should be removed from it and the accumulated material cleaned and brushed back into the main pitch. If the infill shows signs of agglomerating, break up the lumps into their individual components. It is advisable to avoid locating the pitch close to leafy trees, where practicable.
- 4.2.3.8. **KEEP THE SURFACE CLEAN:** Wherever and whenever contaminants are present, remove them as soon as possible. No food or beverages should be allowed on the field. Equally problematic is chewing gum, although this can be simply remedied by freezing the offending gum, which can then be broken out of the pitch when it has become solid. Smoking is strictly forbidden. Organic material, such as leaves pine needles and grass on the pitch can interact detrimentally with the granulate if not removed. The possible result of this mixture is that the pitch becomes harder, there will be poorer drainage, and all of this will result in algal, moss or weed growth. The problem with organic material can occur throughout the year. In the most vulnerable periods, the pitch should be cleaned daily.

4.2.3.9. **PITCH WATERING POLICY:** The pitch will be watered thoroughly 6 and 3 hours before Kick-Off. If needed and approved by Concacaf's Venue Coordinator, it can be watered again lightly 1 hour prior to Kick-Off, in the period between the end of the players' warm up and the start of the pre-game protocol, and again at half time. Pre-match watering will be determined by the Venue Coordinator together with the groundskeeper and respective venue management personnel on site. This shall be done on a match-by-match basis. Pre-match watering applies a light film of water to the pitch. It is very important that this water is not over applied. This process allows the ball to backspin and slide along the surface, making the pitch play faster. When watering pre-match, the groundskeeper needs to ensure that cameras operators and advertising boards vendors are **made aware of the waterings schedule** and that the irrigation system/sprinklers are individually controlled by staff where necessary. This must be done to ensure a light film of water application.

4.3. The Field of Play for all matches at the highest professional level where major international and domestic games are played should have dimensions of one hundred and five (105) meters in length by sixty-eight (68) meters in width. However, other dimensions can be used according to the Laws of the Game:

4.3.1. Length: Minimum 100m (110yds) – Maximum 110m (120yds)

4.3.2. Width: Minimum 64m (70yds) – Maximum 75m (80yds)

4.4. The stadiums must be equipped with the following facilities to ensure that the Field of Play is always in Match-Conditions:

4.4.1. Equipment (e.g. brushes) to assist with the draining of the surface of the Field of Play in case of heavy rain.

4.4.2. Equipment (e.g. blowers & shovels) to clear the Field of Play in case of snow.

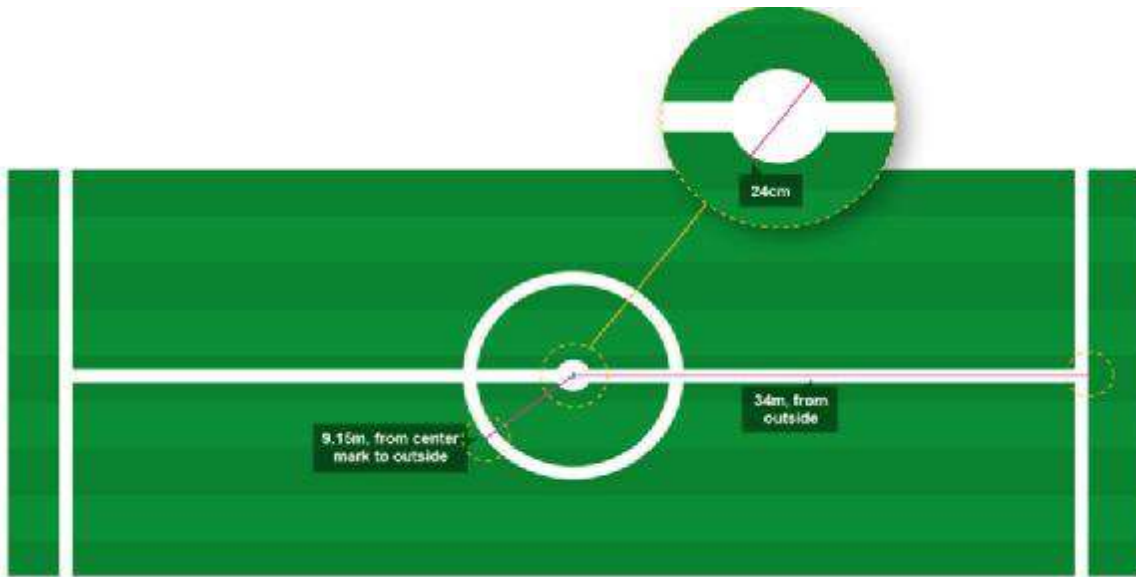
4.4.3. Enough personnel to react to unexpected adverse weather conditions.

4.5. Mowing pattern for Concacaf matches.

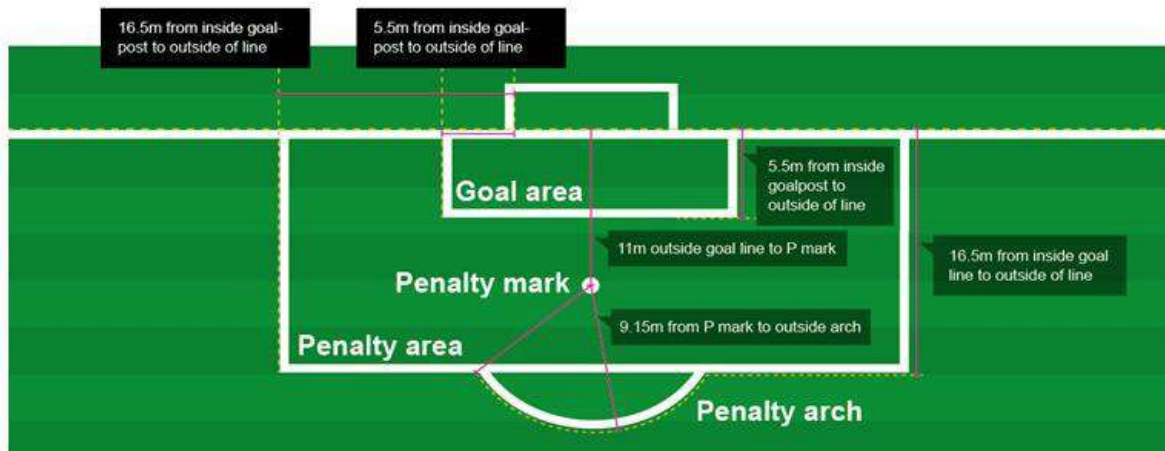
Below are some examples of how the mowing pattern should look on Matchday:



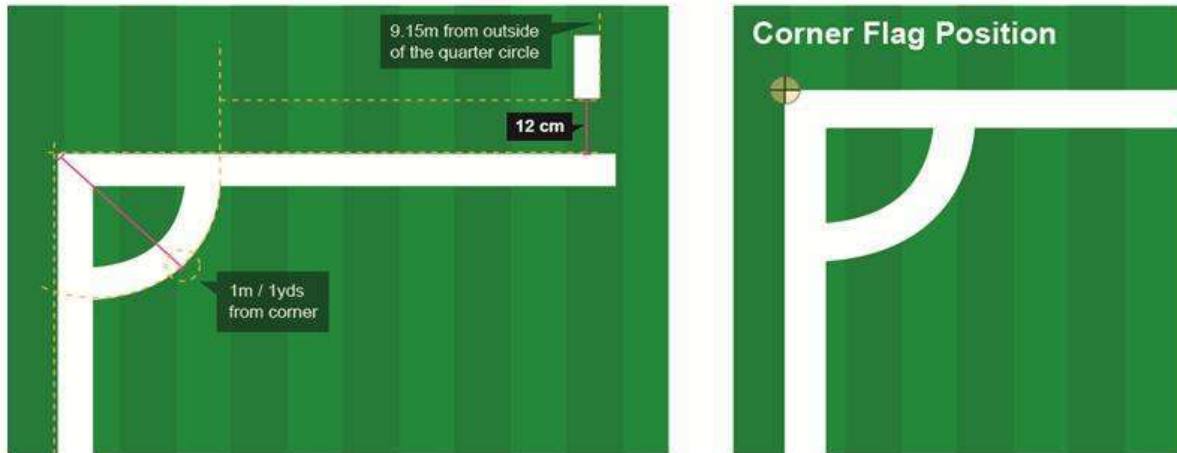
- Center mark = 34m, from outside touchline to the center mark
- Center circle radius = 9.15m (10yds), from outside line to the center mark
- Center mark diameter = 24cm



- Goal area = 5.5m (6yds), from inside of each goal to outside each line, and 5.5m from outside the goal line to outside the goal area line.
- Penalty area = 16.5m (18yds), from inside of each goal to outside each line and 16.5m from outside the goal line to outside the penalty area line.
- Penalty mark = 11m (12yds) from goal line and 20cm in diameter.



- Marks may be made off the field (optional) = 9.15m (10yds) from outside of the quarter-circle. The marks shall be 12cm long and separated (12cm) from goal line
- A quarter circle with a radius of 1m (1yd) from each corner flag post is drawn inside the Field of Play.
- A flag post, not less than 1.5m (5ft) high, with a non-pointed top and a flag must be placed at each corner.



5. AUXILIARY AREA

- 5.1. Additional flat areas are required beside the Field of Play field to be used as a warm-up area for substitutes, preferably behind the advertising boards located behind the goals, or along the sidelines next to each team bench.
- 5.2. This area should also allow for circulation of assistant referees, Ball retrievers, medical staff, security staff (per the local authorities' requirements), and the media. It's recommended that this area be a minimum of eight and a half (8.5) meters on each of the sides and ten (10) meters on each of the ends. This results in an overall Field of Play and auxiliary area dimensions recommendation of one hundred twenty-five (125) meters length and eighty-five (85) meters width.
- 5.3. Ideally, the pitch surface should extend all the way to the advertising boards in the auxiliary area, which typically stand three (3) meters beyond the touch lines and five (5) meters beyond goallines. The areas upon which the boards sit, must be level and firm to withstand the load imposed on them. The remainder of the auxiliary area can be either of the same surface material as the Field of Play or a concrete-type surface material which facilitates the movement of service and security vehicles and ambulances. Any part of this additional auxiliary area that will be used as a

warm-up area should have the same surface as the Field of Play, however, with grass fields, artificial turf of the highest quality may also be used.



6. GOALPOST, CROSSBARS AND SPARE GOALS

6.1. Goalposts and crossbars must comply with the Laws of the Game:

- 6.1.1. Distance between the inside of the posts must be 7.32 meters;
- 6.1.2. Distance from the lower edge of the crossbar to the ground must be 2.44 meters;
- 6.1.3. Goalposts and crossbars must be white and must not have any markings, while the sub-post to support the goal net (if available) should be of a dark color;
- 6.1.4. Goalposts and crossbars must be made of approved material. They must be square, rectangular, round, or elliptical in shape. Concacaf recommends that a stadium is equipped with a Professional Box Goal or similar:

Professional Box Goal



Alternative Option



6.1.5. Goalposts and crossbars must not pose any danger to players;

6.1.6. No branding marks are allowed on the goalposts or nets, and all posts and nets must be white.

Goalposts is square (viewed from above)



Goalposts is elliptical (viewed from above)



Goalposts is elliptical (viewed from above)



Goalposts is rectangular (viewed from above)



7. DANGERS AND OBSTRUCTIONS

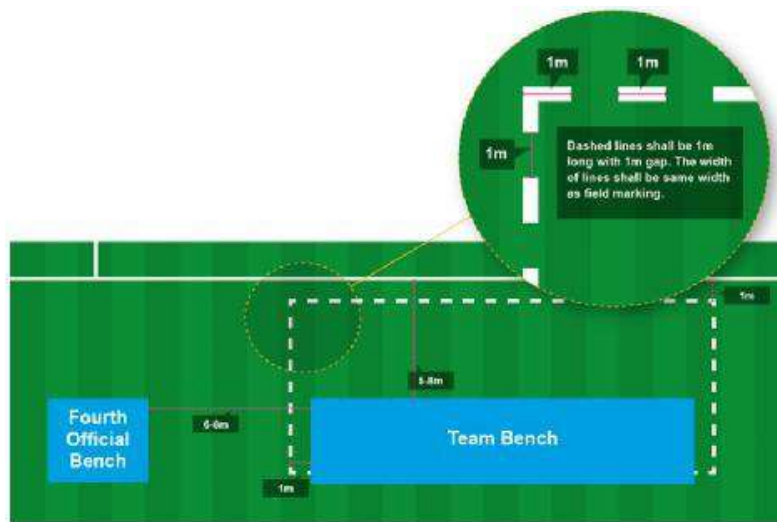
7.1. The Field of Play and auxiliary area must be free of any impediment or obstruction (e.g. sprinkler heads, field marking material, etc.) that would constitute a danger to

players or others whose purpose takes them on the area described. If there are drainage systems or ducts surrounding the Field of Play, these must be fully covered.

- 7.2. Particular attention should be paid to the four corners of the Field of Play, to ensure that players have enough space to take corner kicks without having their run-up unduly restricted.

8. TEAM BENCHES AND FOURTH OFFICIAL BENCH

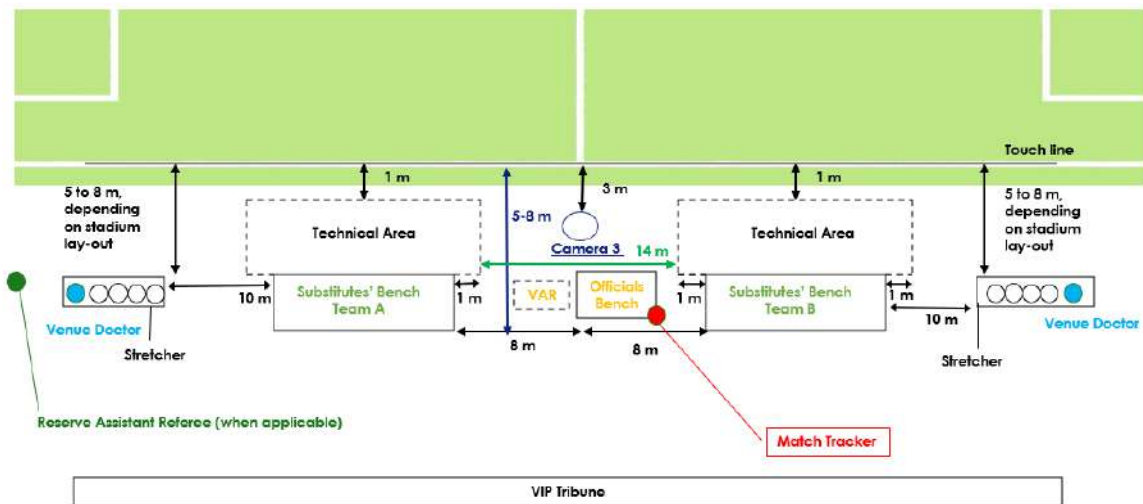
- 8.1. Stadiums must be equipped with two (2) covered benches at the Field of Play level for both teams, each with seating room for a minimum of twenty-three (23) people.
- 8.2. They should be situated on either side of the halfway line (6 to 8 meters from the line), parallel to the touchline, and at a minimum distance of five (5) meters from the Field of Play. The benches should be equidistant from the touchline and the halfway line.
- 8.3. Stadiums must be equipped with one (1) covered bench at the Field of Play level for the Fourth Official with seating room and table(s) for at least three (3) people.
- 8.4. These benches should be protected by a transparent “Plexiglas-type Shell” against bad weather or objects thrown by spectators unless an exception is specified by Concacaf in writing. If the bench is not of transparent material, then it should be placed in a position which does not block the view of the VIPs/spectators.
- 8.5. The edge of the bench must not block the sideline from the main camera view.



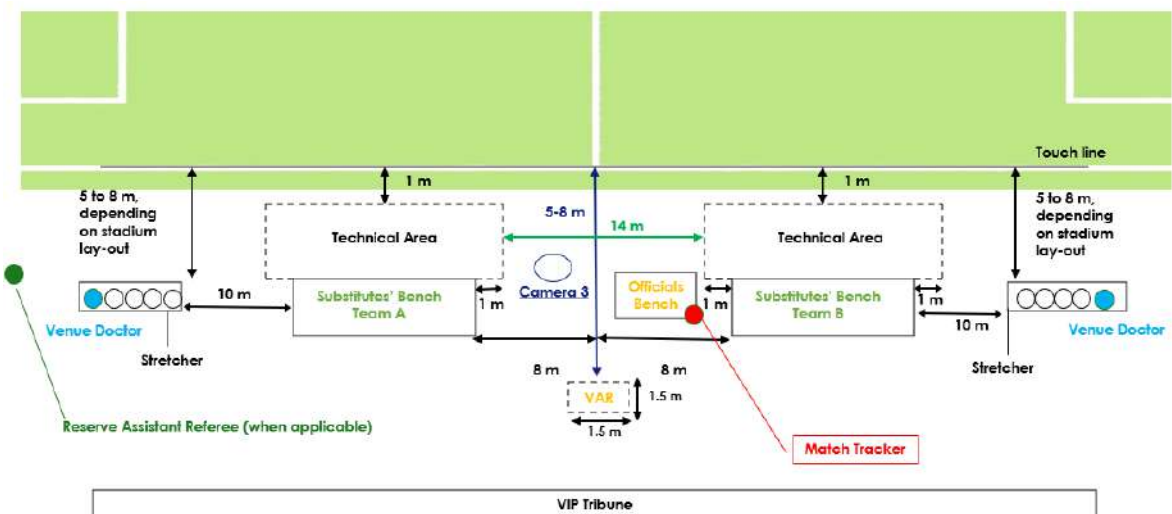
The technical area must only extend up to a distance of 1 meter (1 yard) from the

touchline and 1 meter (1 yard) on either side of the last seat of the designated seating area of the bench.

8.5.1. The image below represents the ideal diagram of the technical area and its surroundings when Camera 3 is placed in front of the 4th official bench and the Referee Review Area (RRA). This diagram is the secondary option and must only be used in venues where the option described in the section above is impossible to setup due to space restrictions:



8.5.2. The image below represents the ideal and preferred diagram of the technical area and its surroundings when Camera 3 is placed next to the 4th official bench and the Referee Review Area (RRA) is placed behind both. This diagram is the preferred option and must be used in all venues (if space allows it):



9. WARM-UP AREAS

- 9.1. The warm-up area for players on the bench during matches must be an auxiliary area behind each goal line or either of the sidelines closest to each team's bench with the same surface as the field of play.
- 9.1.1. If the warm-up area is on the sideline, it must allow enough space for players not to interfere with the assistant referee. The warm-up area must be on the outside of each team's bench towards the corner flag closest to their bench.
- 9.1.2. If the warm-up area is on the goal line, it must allow enough space for players not to interfere with the goalkeepers or the media. The warm-up area should be a maximum of 3m x 15m, it must be behind the field boards across the goal line, and not extend past the 6-yard box.
- 9.1.3. These warm-up areas can be marked using a dark green color. If this area is marked it must be done using the same pattern as the technical area shown previously – one (1) meter – 1yd – dashes separated by one (1) meter – 1yd – spaces.



- 9.2. Indoor warm-up areas should be close to the dressing rooms. These are important when doubleheaders take place so that the teams for the second match have enough time to warm-up properly. Areas should be ventilated with fresh air or air conditioned and be brightly illuminated with lights that are protected against damage by footballs. Indoor warm-up areas must have appropriate floor covering (e.g. padded, non-slip material/turf/carpeting).

10. PLAYER TUNNEL

- 10.1. If the stadium has a player tunnel, it should be a minimum of four (4) meters wide and a minimum of two and a half (2.5) meters high.

- 10.2. The point where the participating players and match officials enter the playing area must be protected by means of a fireproof telescopic tunnel and must extend into the playing area far enough to prevent the risk of injury to the match participants caused by objects thrown by spectators.
- 10.3. Such telescopic tunnels must be capable of extending or closing quickly so that they may be used during the match when a player is entering or leaving the field, without causing a lengthy viewing obstruction.
- 10.4. The surface of the corridors must be made of, or covered by, a non-slip material. There should be no possibility of public interference with these corridors. Ideally, close to the point where the dressing room corridor or tunnel opens into the playing area, there should be a small sanitary area consisting of a toilet and sink for those in the Field of Play.

11. ADVERTISING BOARDS AROUND THE FIELD OF PLAY

- 11.1. Advertising boards need to adhere to local regulations of emergency access. Collapsible boards or gates need to be foreseen where required. The minimum distances between the boundary lines of the Field of Play and the advertising boards should be three (3) meters from the touch lines and five (5) meters from the goal lines with the possibility of angling towards the corner flags to a minimum of three (3) meters.
 - 11.1.1. Additional space must be available behind the advertising boards for photographers, broadcast cameras, ball kids, security personnel, potential team warm-ups, etc.
- 11.2. Under no circumstances should advertising boards be:
 - 11.2.1. Located in positions where they could constitute a danger to players, officials. Additionally, the distance between the field boards and the Field of Play can be no less than three (3) meters;
 - 11.2.2. Placed in any position or be of any shape or material which could endanger players. For example, revolving boards or LED boards must be powered by a voltage level which cannot cause damage to match participants;
 - 11.2.3. Placed in any position which could obstruct spectators in the event of an emergency evacuation into the playing area;
 - 11.2.4. Located in a way as to obstruct the view of those in the technical area.

- 11.3. The LED boards should be operated in a way that would not cause any distractions to players, referees, spectators and television viewers, and all exposed sharp edges and corners which might pose a danger to players and officials should be covered with appropriate padding.

12. FLOODLIGHTS

- 12.1. A stadium that will be used for night matches must be equipped with a floodlighting system that meets the minimum requirement level of 1,000 Vertical EV LUX. Additionally, the uniformity gradient of light on the Field of Play should be of 1.4:1.

12.2. Terminology:

- 12.2.1. Main Camera Illuminance (Ev): Measurement of vertical illuminance towards the main camera position. Calculations will be based on light meter orientation perpendicular to the sideline at an angle of sixty (60) degrees at one (1) meter above playing surface.
- 12.2.2. End Camera Illuminance (Ev): Measurement of vertical illuminance towards the end camera position. Calculations will be based on light meter orientation perpendicular to the end line at an angle of sixty (60) degrees at one (1) meter above playing surface.
- 12.2.3. Average Illuminance (Eh-avg or Ev-avg): The arithmetic average horizontal or vertical illuminance of a set of calculation points over a specified area.
- 12.2.4. Maximum Illuminance (Eh-max or Ev-max): The highest recorded horizontal or vertical measurement over a set of calculation points.
- 12.2.5. Minimum Illuminance (Eh-min or Ev-min): The lowest recorded horizontal or vertical measurement over a set of calculation points.
- 12.2.6. Maximum to Minimum (Eh or Ev): The ratio of the maximum to minimum measurement.
- 12.2.7. Average to Minimum (Eh-avg or Ev-avg): The ratio of the average horizontal or vertical measurement to the minimum horizontal or vertical reading.
- 12.2.8. Uniformity Gradient (UG): Is a measure of the rate of change of illuminance expressed as a ratio between the illuminance level of

adjacent measuring points on a uniform grid.

12.3. Lighting Requirements

Calculation Matrix	Average (lux)	Maximum/Minimum Ratio	Average/Minimum Ratio	Uniformity Gradient
Main TV (Ev)	1000	2:1	1.4:1	1.4:1
End TV (Ev)	800	2:1	1.5:1	1.4:1

General notes:

- The illumination values above are minimum maintained requirements.
- Initial levels should be higher than indicated to account for lumen and dirt depreciation. Levels should be 1.4 times higher for metal halide and 1.05 times higher for LED.
- Light source color rendering index ≥ 65 CRI.
- Light source kelvin temperature ≥ 4200 k.
- Illumination values should be held level for 10 years.
- Glare Rating must be ≤ 50 GR.

12.4. To guarantee the match can proceed in the event of a power failure, an independent back-up power supply system must be provided.

12.4.1. The Host Team must provide details of the emergency lighting source (e.g. time delay and lux level) to Concacaf.

12.4.2. Concacaf will request a lighting certificate. The lighting certificate must be issued by an authorized lighting company and the certificate must be valid for the duration of the competition.

12.4.3. If the stadium does not have a power generator or an independent back-up power supply, then the Participating Member Association (PMA) or Club must request in writing an exception from Concacaf for a specific competition.

12.5. Proper placement of a light meter photocell based on measurement required can be seen on Diagram A below. Furthermore, the illumination will be tested on a 10m x 10m grid spaced equally across the Field of Play as shown in Diagram B. The minimum number of testing points required is seventy-seven (77). Measurements will be taken un (1) meter above the playing surface.

Diagram A – Vertical Measurement

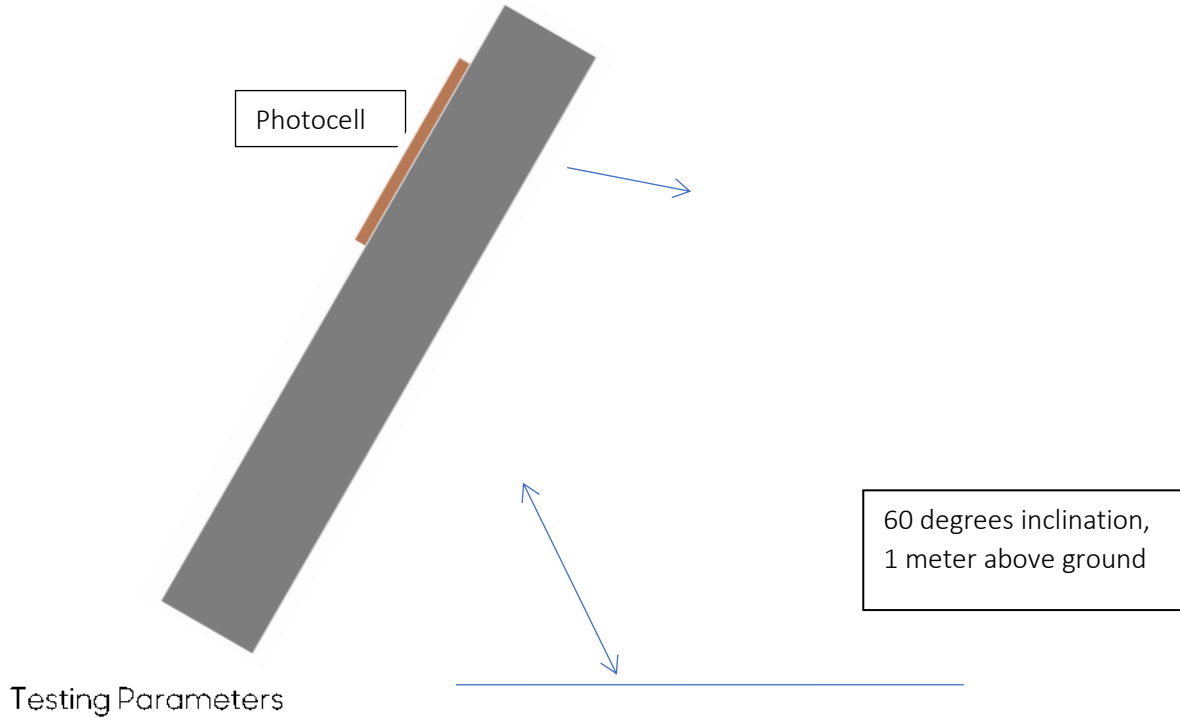
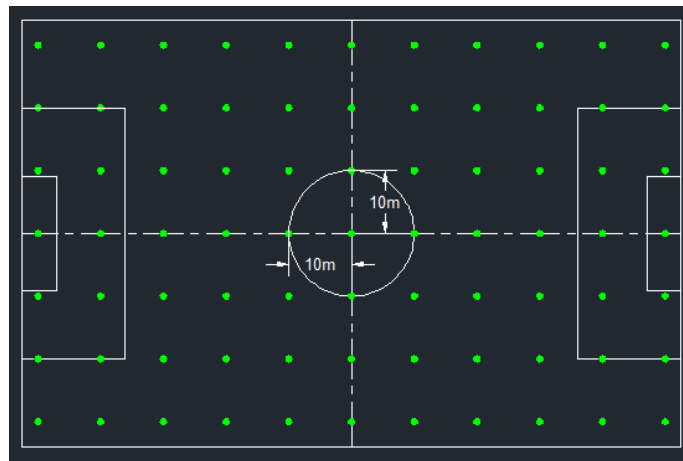


Diagram B – Location of testing points laid out across the Field of Play:



13. CLOCKS, SCOREBOARD AND VIDEOBOARD

- 13.1. Stadiums should have a clock that shows the playing time during the match.
- 13.2. The time must run from zero (0) to forty-five (45) minutes during the first half and from forty-five (45) to ninety (90) minutes during the second half.
 - 13.2.1. If extra time is played, the time must run from ninety (90) to one hundred and five (105) minutes during the first half of extra time, and from one hundred and five (105) to one hundred and twenty (120) minutes during the second half of extra time.
- 13.3. The time must stop at the end of normal playing time in each half (at forty-five (45) and ninety (90) minutes respectively). This stipulation must also apply if extra time is played (at fifteen (15) minutes of each half of extra time).
- 13.4. Stadiums should have a scoreboard that always shows the score of the match.
- 13.5. Video screens should provide optimal viewing for all spectators and in a location, which provides no risk to the spectators. Ideally, the screen is part of the PA system and must be used to deliver messages.
- 13.6. Portions of the video screens can be used for displaying messages during emergencies and should be connected to electrical systems with a three-hour standby power supply in the event of a normal power outage.
- 13.7. The location of these video screens within the stadium should be in two diagonally opposite corners or one behind each of the goals. They can be positioned to fill in open corner spaces between side and end grandstands. They could also be situated on top of, or suspended from, a grandstand roof.

14. CONTROL ROOM / Venue operations Center

- 14.1. Stadiums should have a control room containing a television surveillance system with screen monitors that guarantees an overall view of the vicinity inside of the stadium, subject but not limited to entrances and viewing areas within the stadium.
- 14.2. The control room must be equipped with communication facilities, to coordinate any emergency response of incidents to monitoring public order.



15. FLAGPOLES

- 15.1. Stadiums must be equipped with at least five (5) flagpoles within the precinct and/or facilities to hang flags as instructed by Concacaf. The number of flagpoles and/or spaces in the roof structure will be determined by Concacaf based on the Competition Format.
- 15.2. Alternatively, stadiums are allowed to display flags digitally on screens or other electronic devices as long as it meets all the following criteria:
 - 15.2.1. The digital flags are at least 5 ft. tall and 8 ft. wide.
 - 15.2.2. The digital flags are visible at all times starting 3 hours before kickoff until after the match has ended unless otherwise specified by Concacaf.
 - 15.2.3. For double-header matches, the flags of the teams playing in the first match can be replaced by the flags of the teams playing in the second match as soon as the first match is over.

16. VIDEO ASSISTANT REFEREE (VAR)

In case a competition requires the use of Video Assistant Referee (VAR):

- 16.1. A Video Operation Room (VOR) must be available:
 - 16.1.1. The room must be located either near the stadium or in the stadium (for example in a vehicle, container, or room).
 - 16.1.2. It must be a lockable and secure space.
 - 16.1.3. The room should comfortably accommodate the following:
 - 16.1.3.1. Three (3) replay operators and two (2) Video Assistant Referees (VARs).
 - 16.1.3.2. One (1) Replay Workstation PC.
 - 16.1.3.3. One (1) small form PC.
 - 16.1.3.4. USB Peripherals.
 - 16.1.3.5. One (1) VAR and AVAR tagging button.
 - 16.1.3.6. Three (3) Live monitors (Camera 1 and broadcasting feeds).
 - 16.1.3.7. Three (3) touchscreen monitors.
 - 16.1.3.8. Operational camera for recording stadium activity at 720p/1080i.
 - 16.1.3.9. Monitor for Quality Control Manager.
 - 16.1.3.10. Capture servers to capture 16 cameras, inclusive of 1 broadcast feed.
 - 16.1.3.11. VAR output feed to TV as required.
 - 16.1.3.12. VOR Camera feed available to Host Broadcast in 720p/1080i.
 - 16.1.4. In the room must be the following Power capabilities:
 - 16.1.4.1. Two (2) 32A 3-Phase per room.
 - 16.1.4.2. Six (6) 13A wall sockets per room.
 - 16.1.5. The VOR must have proper lighting & functioning air conditioning/fan(s).

- 16.1.6. VOR should have access to two (2) Intercom panels per room and two (2) dedicated internet lines with a minimum upload speed of 100 Mbps with six (6) end-user cables in each room.
- 16.2. A Referee Review Area (RRA) must be available. The RRA should meet the following requirements:
 - 16.2.1. A table space for a monitor to sit on pitch side.
 - 16.2.2. Two (2) 110v or 220v Power Connections at the position of the RRA monitor within 20m of the VAR operational area to both the Stadium TV OB compound and to the pitch side RRA position.
 - 16.2.3. Optical fiber from Cabin to pitch side: Minimum 4 cores.
 - 16.2.4. Review Assistant.
- 16.3. The RRA must have the following field markings:
 - 16.3.1. Dashed lines shall be 1m – 1yd – in length with 50cm – 20in – spaces in between. The width of the line shall be the same width as the pitch markings.
 - 16.3.2. There must be 2m – 2yds – between the inner edge of the RRA and the edge the table/the pyramid on all directions.

Example of an RRA with a pyramid



- 16.4. A Backup RRA should be available, and it should meet the same conditions

stipulated in the sections above.

- 16.5. All pitch markings should be freshly painted and readily available before site visits and tests to allow for virtual offside line model building of stadium.
- 16.6. The stadium should be available for technology tests from two weeks prior to kick-off, to, at the very latest, 6 hours before kick-off in order to ensure there is enough time to make any necessary changes if technology or broadcast issues arise. The VOR and RRA must be fully operational during any tests.
- 16.7. Appropriate data and hand-off connectivity should be available in order to deliver tablet check and review alerts in stadium and to broadcast.
- 16.8. A video screen should be present at the stadium.
 - 16.8.1. If a video screen is available, then access to/from the video board control room must be granted.
- 16.9. The stadium should be available for technology tests from two weeks prior to kick-off, to, at the very latest, 6 hours before kick-off in order to ensure there is enough time to make any necessary changes if technology or broadcast issues arise. The VOR and RRA must be fully operational during any tests.



FACILITIES FOR THE TEAM OFFICIAL
DELEGATIONS AND CONCACAF
DELEGATION

FACILITIES FOR THE TEAM OFFICIAL DELEGATIONS AND CONCACAF DELEGATION

17. TEAM LOCKER ROOMS

- 17.1. Stadiums must guarantee a direct, private, and protected area that can be accessed by team buses, cars, and ambulances from which the Team Official Delegation can enter or leave the Stadium safely, away from the public, the media, and any unauthorized people.
- 17.2. Access paths designated solely for teams may be shared by the Match Officials.
- 17.3. Stadiums should have a minimum of two (2) main team locker rooms of equal size and comfort to guarantee the possibility of the stadium being used as a neutral venue for a competition in which the organizers must provide both teams with equal facilities.
 - 17.3.1. For 'double-header' matches, each stadium is recommended to have at least four (4) team locker rooms of equal size and comfort.
- 17.4. Ideally, the location of the locker rooms should be on the same side of the main stand. These areas should be well ventilated with fresh air, be air conditioned or centrally heated (if the weather conditions require it), have non-slip floors that are easily cleanable, and be brightly lit.
- 17.5. Each team locker room must be equipped with a minimum of:
 - 17.5.1. Six (6) working showers, four (4) sinks, four (4) urinals, and four (4) seated toilets. The minimum requirements for each will be determined in the HRA or Regulations for the relevant competition;
 - 17.5.2. A room that fits and would be able to seat at least:
 - 17.5.2.1. The entire official delegation according to the HRA or Regulations of the relevant competition. However, it is strongly recommended that each locker rooms can fit at least 34 people.
 - 17.5.2.2. Sporting attire and clothes-hanging facilities for all persons.
 - 17.5.3. Other equipment and materials, such as a tactical board with erasable markers and erasers, refrigerator or cooler, one (1) massage table, emergency lights, one (1) garbage can, one (1) table and sufficient power outlets as per the HRA or Regulations for the relevant competition.

18. REFEREE LOCKER ROOM

- 18.1. Stadiums must guarantee direct, private, and protected access from the referee drop-off area to the referee locker room(s) and from the referee locker room(s) to the Field of Play.
- 18.2. Stadiums must have designated pathways specifically for Match Officials' movements around the stadium to ensure that their safety upon arrival and until their departure is always protected.
- 18.3. Ideally, the location of the locker rooms should be in the same side of the main stand. These areas should be well ventilated with fresh air and be air conditioned and centrally heated (if the weather conditions require it), have easily cleanable and non-slip floors, and be brightly lit.
- 18.4. Stadiums must have a minimum of one (1) referee locker room.
 - 18.4.1. For "double-header" matches, stadiums are recommended to have a minimum of two (2) referee locker rooms of equal size and comfort.
- 18.5. Each referee locker room must be equipped with a minimum of:
 - 18.5.1. One (1) working shower, one (1) sink, one (1) seated toilet, and one (1) large garbage can;
 - 18.5.2. Room to seat at least five (5) persons, including one (1) table, five (5) chairs, and sporting attire/clothes-hanging facilities for all persons;
 - 18.5.3. One (1) refrigerator or cooler.

19. OFFICE SPACE AND MEETING ROOMS

- 19.1. A Stadium must be equipped with:
 - 19.1.1. One (1) room designated as an office space for Concacaf, with seating room for at least four (4) persons and one (1) table that can accommodate four (4) chairs. There should be access to a washroom facility near this office.
- 19.2. The Concacaf office space must be equipped with:
 - 19.2.1. Broadband internet connection of at least 10 MB;

- 19.2.1.1. The internet connection must be fast and stable, whether wireless or cabled.
- 19.2.1.2. The provided wireless connection must be sufficient for up to ten (10) devices.
- 19.2.2. Access to one (1) printer as well as all relevant consumables (including unlimited paper, toner, and ink cartridges);
- 19.2.3. Access to one (1) photocopy machine with sorting facilities as well as relevant consumables (including unlimited paper, toner, and ink cartridges).
- 19.3. The Concacaf office space must have easy access and be located near to the team locker rooms and to the Field of Play.
- 19.4. All rooms must be air-conditioned and/or adequately heated depending on the weather conditions.
- 19.5. All rooms must have enough power outlets and emergency lights.
- 19.6. All rooms must be in an area protected from the public and media.
- 19.7. Concacaf reserves the right to amend the requirements of the Concacaf office space if it deems fit to do so.

20. STORAGE FACILITIES

- 20.1. It is recommended for stadiums to have a minimum of one (1) storage room with an area of ten square meters (10m²) that can be secured with close access to the Field of Play.
- 20.2. All storage rooms must be in an area protected from the public and media.

21. CONCACAF MATCH COMMISSIONER (MC) & CONCACAF REFEREE ASSESSOR (RA) SEATING AREA

- 21.1. Stadiums must have a covered area, with a minimum of three (3) seats, dedicated for the Concacaf Match Commissioner and Concacaf Referee Assessor, in an area protected from the public, VIP and media. If possible, this

area should be equipped with television monitor(s) to receive the live feed of the match being played.

- 21.2. The Concacaf Match Commissioner and Concacaf Referee Assessor seating area must be located centrally, as close to the halfway line as possible, and with easy access to the Field of Play and the competitions area.
- 21.3. The Concacaf Match Commissioner and Concacaf Referee Assessor area must be equipped with:
 - 21.3.1. Tables and chairs;
 - 21.3.2. Power sockets;
 - 21.3.3. Wireless broadband internet connection of at least 10 MB.
- 21.4. Concacaf may amend these requirements in the event the tournament requires additional officials and/or individuals.

22. YOUTH PROGRAM LOCKER ROOM

- 22.1. A youth program dressing room for a minimum of thirty (30) people should be provided. This room should be in the location of the stadium which has easy access to the field. A room near the service tunnel is ideal, so that the ball kids and flag carriers need not cross the area occupied by the match officials and players. The room should have a seating area available.
- 22.2. This location should have (or be close to) sanitary services for the kids to use.

FACILITIES FOR THE BROADCASTER LICENSEES & MEDIA



FACILITIES FOR THE BROADCASTER LICENSEES AND MEDIA

23. MEDIA ENTRANCE, WILL CALL AND PARKING

- 23.1. Stadiums must have an adequate stadium media entrance. This media entrance in principle should not be shared with the general public, players, and officials.
- 23.2. Stadiums must have an adequate media will call window or booth, preferably at or near the media entrance of the stadium.
- 23.3. Each Host Team must make their best effort to provide match day parking to accredited media members free of charge.

24. MEDIA TRIBUNE / PRESS BOX

- 24.1. An adequate number of covered seats must be made available for media in a separate and secure area centrally located in the main or opposite stand, with a clear and unobstructed view of the whole field. All seats with desks must be equipped with a power supply and internet connection (cabled or Wi-Fi). Additionally, seats without desks must be made available to rights holders and non-rights holders.

25. PRESS CONFERENCE ROOM

- 25.1. An adequate room must be made available for press conferences and must include the necessary technical infrastructure and services, including a table large enough to accommodate at least four (4) people, a camera platform, four (4) microphones with pedestals, loudspeakers, a switch box, and professional lighting.

26. MIXED ZONES

- 26.1. An adequate area between the dressing rooms and the transport area (that is not accessible to the public), must be made available for the mixed zone interviews. The mixed zone must include a sectioned-off area nearest to the dressing rooms reserved for rights holders and Concacaf media platforms. The entire mixed zone must be safe for players and coaches to walk through.
- 26.2. It is preferable to use a single mixed zone for all the Participating Teams rather than separate mixed zones.

27. PHOTOGRAPHERS' WORKING AREA

- 27.1. An adequate covered working area near the Field of Play, with desks, power supply and internet (cabled or Wi-Fi) must be made available for photographers. Clubs and HMAs must also provide a dedicated Wi-Fi connection for photographers on the Field of Play working areas with a minimum of 20MB.

28. INTERNET CONNECTIVITY

- 28.1. The Host Team must provide internet connections (free of charge) in all media areas with a minimum of 20 MB, that are appropriate for the number of media representatives (including photographers) present.

29. CAMERA POSITIONS

- 29.1. The Host Team must provide space for the installation of broadcast facilities and the deployment of the minimum camera positions as per the standard of each competition. For the avoidance of doubt, such camera positions must comply with the minimum standard requirements (i.e. main camera platform must be in the center of the field, offside camera positions should be in line with the entrance of the 18-yard box). If necessary, this may require the removal or blocking of seats, even if this reduces ticket sales. All camera and media activities are subject to the approval of Concacaf.
- 29.2. All camera positions must have an unobstructed view of the Field of Play.
- 29.3. In some cases, camera positions are not the same as the ones used in the local league games, the Member Associations or club must accommodate to Concacaf positions.
- 29.4. If camera positions can only be accessed with a lift, crane or scissor lift, the member association or club must provide one on MD-1.
- 29.5. Due to technological advances during a season, new camera equipment may be developed, which may require new positions in a stadium. Subject to the availability of space and safety considerations, such camera positions may be approved by Concacaf on a case-by-case basis in consultation with the Broadcast Licensee(s) and Host Team.

30. COMMENTARY POSITIONS (TV AND RADIO BOOTHS)

- 30.1. Stadiums must provide rooms which have unobstructed views of the entire Field

of Play to be used as commentary positions. The number of commentary positions required will vary per competition.

30.2. The commentary position should be located on the same side as the main camera position.

30.2.1. Ideally, there should be sufficient space to accommodate a minimum of two (2) commentators per position, with a minimum width of 180cm; the height of the table should be approximately 75cm and depth 50cm. There should be access on each side and behind the seats for the other commentators to move into their position.

30.2.2. Ideally, it should have television monitors with the signal of the match being played.

30.3. Each position requires power jacks and phone jacks which should be connectable to IDD/ISDN and ADSL. Ideally, ADSL lines should have 50 MB/sec minimum upload speeds, 50 MB/sec download speeds, RJ45 connection, and all ports open.

30.4. Ideally, there should be a main & back-up power supply for these positions.

30.5. Concacaf will have sole discretion of the distribution of the booths and positions.

31. BROADCAST STUDIOS

31.1. Ideally, stadiums should have space for indoor studios with a minimum of five (5) meters long by five (5) meters wide, two point three (2.3) meters high, and with view of the entire Field of Play.

32. BROADCAST COMPOUND

32.1. Stadiums must provide a clear, solid, even, and secure parking area (known as the Broadcast Compound) for Broadcasters' production vehicles – including OB vans, tender trucks, generators, satellite uplink vehicles, graphics vans, VAR van and any other technical and support vehicles that may be required.

32.1.1. The satellite uplink area must have a wide unobstructed view to the East and South for satellite access.

32.1.2. A location, preferably a room (or tent), for meals for the Television Production crew (if required).

- 32.1.3. An air-conditioned office or a large (40' by 8') space might be required on the first floor of the stadium, in the case where it is necessary to produce the broadcast feed using a "Fly Pack" system instead of production trucks. Such an office must have direct access (window or door) to the satellite uplink(s).
 - 32.1.4. A minimum of two (2) hard telephone lines copper to the wall. Each phone line must have the capability of international dialing.
 - 32.1.5. Dedicated broadband internet at the production truck or "Fly Pack" assembly area of two types. One internet wi-fi connection of at least 15Mb speed. Another one internet symmetric connection line of at least 50Mb download speed and 50Mb upload speed.
 - 32.1.6. An air-conditioned office (10' by 10') might be required to be used as production-booking office. The ideal location for this space should be as close as possible to the T.V. Compound. This production-booking office should have a table and a minimum of 3 chairs.
- 32.2. Stadiums must supply access to the main back-up power generator for the Broadcast Compound or allow the Broadcast Provider to bring its own generators, if the venue policy allows it, for shore power if used for uplink or the production truck.
 - 32.3. Parking passes per set up day for broadcast production as defined by Concacaf per competition.
 - 32.4. It is recommended stadiums have dedicated 24-hour security for the Broadcast Compound and/or office used for "Fly Pack" production, from the moment first production equipment arrives to the moment last production equipment is removed.

33. CABLING

- 33.1. Stadiums must provide full access to cabling at no cost to the Broadcast Production crew, or access to the cabling if a stadium is cabled/fibered for Television Production.
- 33.2. Cables must not cause any obstruction or be a safety hazard to any person. Measures must be taken to ensure that cables are as unobstructed as possible within in the stadium and the area surrounding the Field of Play

- 33.3. Where necessary, cable bridges, cable covers, cable hooks, and other means must be used to make cables safe and secure.

34. POWER AND LIGHTING

- 34.1. Electricity must be provided by the Host Team to Concacaf or the Broadcast Provider free of charge, which allows work to be conducted in and around the stadium before and after the match.
- 34.2. Stadium lights must have the ability to remain on for at least 4 hours uninterrupted at any time of the day. Full lighting levels must be on from an hour before sunset (or an hour before kick-off, whichever comes first) and until at least 1 hour after final whistle, then levels can go down to “working lights” for at least 2 hours for derig.

35. PARKING AREA FOR HOST BROADCASTERS

- 35.1. Stadiums must provide parking passes for exclusive use by Concacaf, the Host Broadcaster, and Broadcast Licensees. Such parking space must be of adequate size to accommodate the technical vehicles of the Host Broadcaster and Broadcaster Licensees.
- 35.2. All parking spaces for the Host Broadcaster must be designated in preferential locations adjacent to, or as close as possible to, the Host Broadcaster working area and must provide direct access to such area.
- 35.3. Where the physical configuration of any stadium does not allow for such parking space to be situated, a dedicated unilateral equipment and personnel drop-off point for Broadcast Licensees must be designated as close as possible to the stadium entrance.

36. ACCESS AND PARKING FOR THE MEDIA

- 36.1. There should be a specific media entrance at the stadium perimeter with a reception desk or room where late accreditation/media information packs can be collected.
- 36.2. Parking spaces should be reserved for media as close to the access point as possible, and/or a drop-off point should be designated where they can unload equipment from vehicles.

- 36.3. This parking location should allow easy circulation between the various media working areas, such as the media working room, the media tribune, the press conference room, TV and radio commentary positions, the mixed zone, and the Field of Play.



FACILITIES FOR FIRST AID
& MEDICAL & DOPING ROOM

Real Estelí FC

FACILITIES FOR FIRST AID AND MEDICAL AND DOPING ROOM

37. SPECTATORS' MEDICAL CENTER

37.1. Stadiums should be equipped with a spectators' medical center to care for spectators and be fully equipped with first aid facilities approved by the competent local authorities. Ideally, there should be a minimum of one (1) spectator's medical center per stadium section, but the number, size and location of these rooms should be agreed in consultation with the local health authorities. There should be space for the secure deposit of defibrillators in easily accessible locations, evenly distributed around the stadium. Scenarios for dealing with a mass catastrophe are a joint venture of the local authorities and the Stadium Management.

37.1.1. Temporary medical centers for each match are acceptable, as long as they are fully equipped with first aid facilities approved by the competent local authorities.

37.2. A spectators' medical center should:

37.2.1. Be located in a position which allows easy access from both inside and outside the stadium for spectators and emergency vehicles;

37.2.2. Have doors and passageways leading to them which are wide enough to allow access for a stretcher or a wheelchair;

37.2.3. Have bright lighting, good ventilation, heating, air conditioning, electric sockets, hot and cold water, drinking water and toilet facilities for male and female users;

37.2.4. Have walls and floors (non-slip) constructed of smooth and easily cleanable material;

37.2.5. Have a secure, glass cabinet for medicines;

37.2.6. Have a storage space for stretchers, blankets, pillows and first aid materials;

37.2.7. Have a telephone allowing internal and external communication;

37.2.8. Be clearly signposted inside and outside the stadium.

38. PLAYERS' MEDICAL ROOM

38.1. Stadiums should have a players' medical room for each team. It should be as close, or inside, the players' locker rooms, close to the Field of Play, with easy and direct access to emergency vehicles and main entrances. The doors and corridors leading to this room should be wide enough to allow access for stretchers and wheelchairs.

39. DOPING CONTROL

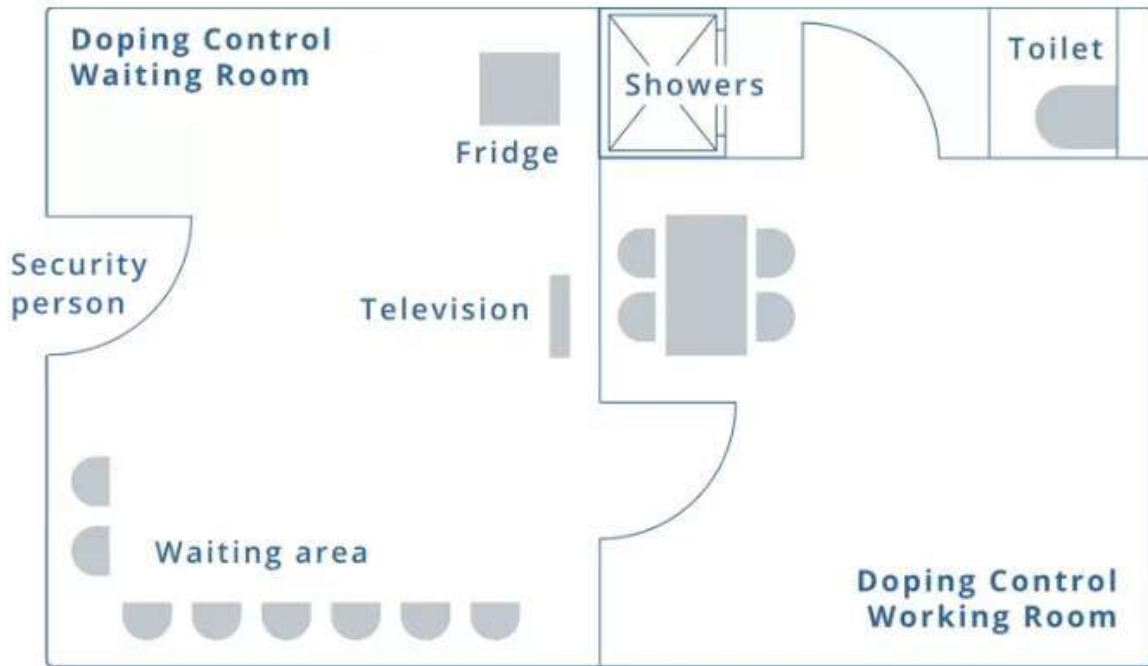
39.1. Stadiums must provide a room for doping control purposes, comprising of a waiting room, a working room, and a washroom, all adjoining.

39.1.1. The working room should have a desk, four (4) chairs, and a sink.

39.1.2. The toilet area should be located immediately next to, and with direct private access to, the working room, capable of accommodating two (2) people. Toilet and sanitary facilities should include one (1) toilet, one (1) sink and one (1) shower.

39.1.3. The waiting room should be located immediately adjacent to the working room with enough seating for four (4) people, and with a refrigerator or cooler and a television set to see the match being played.

39.2. Ideally, the location should be near the teams' and referees' locker rooms and inaccessible to the public and media. It should have proper ventilation with fresh air and be air conditioned and centrally heated (if the weather conditions require it), with non-slip, easily cleanable floors, and be brightly lit.



FACILITIES FOR SPECTATORS



FACILITIES FOR SPECTATORS

40. STANDS

- 40.1. Each stand within a stadium must be capable of being divided into separate sections or tribunes, each with its own access points, refreshment outlets, toilet facilities, and other essential services.
- 40.1.1. See-through barriers which are in accordance with national law and approved by the local authorities must be used to sub-divide sections.
- 40.1.2. The barriers must prevent spectators from moving from one section or subsection to another, unless required by the stadium evacuation process.
- 40.2. The use of temporary stands is discouraged but allowed as long as they meet international & national specifications, engineer inspections, and are certified.

41. SEATING

- 41.1. All spectators should be seated. Their seat (if available) must be individual and separated, affixed to the structure (e.g. the floor), and comfortably shaped, with a backrest to provide support.
- 41.1.1. Seats must be durable, fireproof, and capable of withstanding the rigors of the prevailing climate.
- 41.1.2. There must be enough legroom between the rows to ensure that the spectators' knees do not touch the seats in front and simultaneously do not obstruct the pathway.
- 41.1.3. The pathway between the rows of seats must ensure that there is easy access for spectators to move in and out of the rows even when they are full. To achieve reasonable legroom, a minimum distance of eighty (80) centimeters from backrest to backrest is recommended.
- 41.1.4. To achieve reasonable spectator comfort and without compromising the safety of the stadium, a minimum width must be forty-five (45) centimeters while the recommended minimum is fifty (50) centimeters.
- 41.1.5. Row identification shall be clearly exhibited in the passageways or aisles

in an easy-to-find location on the outside of the end seat. When arriving at an unfamiliar stadium, the spectator should be able to find the route to the seat clearly marked and easily identifiable on the ticket.

41.2. All seats shall be numbered in a way that makes them clearly, easily, and immediately identifiable.

41.3. As a general rule, matches may only be played in all-seater stadiums. If only stadiums with both seating and standing areas are available, the standing space shall remain vacant. Regarding spectator areas, the FIFA Stadium Safety and Security Regulations apply.

42. VVIP AND VIP SEATS

42.1. Suites of varying capacities (minimum 12 seats per suite) along with tribune VIP and VVIP seats as close to the halfway line as possible must be available. Additionally, suite catering should be available for purchase.

42.2. Tribune VVIP and VIP seats must be situated in a covered grandstand and if possible, have direct access to a hospitality area with stadium catering (for purchase).

42.3. This area must be strictly controlled and protected from unauthorized persons or cross-over from other groups (e.g. spectators, media, etc.).

42.4. The pathway between the rows of seats must ensure that there is easy access for spectators to move in and out of the rows even when they are full. To achieve reasonable legroom, a minimum distance of eighty (80) centimeters from backrest to backrest is recommended.

42.5. To achieve reasonable spectator comfort and without compromising the safety of the stadium, a minimum width must be sixty (60) centimeters.

42.6. VIP and VVIP drop-off and parking must be available with convenient access to the seating area.

43. ENTRANCES AND EXITS

43.1. Entry gates and/or turnstiles must be designed in such a way as to avoid congestion and ensure the smooth flow of spectators. The circulation space available immediately outside the exit gates must be enough to guarantee that spectators are not at risk of being crushed in the event of a stampede and are

able to leave the event in comfort.

- 43.2. All parts of the stadium, including entrances, exits, stairways, doors, escape routes, roofs and all public and private areas and rooms, must comply with the safety standards of the appropriate local authorities and satisfy international best practice recommendations where these are generally accepted. The public passageways and stairways in the spectators' area must be painted in a bright color (ideally bright green, bright yellow or bright orange), as well as all gates, subject but not limited to the spectator areas, exit doors and gates leading out of the stadium.
- 43.3. All exit doors and gates in the stadium, and all gates in the spectators' area in the stadium must be:
- 43.3.1. Fitted with a locking device which may be operated simply and quickly by anyone from the inside in the case of exit doors and gates or from either side in the case of gates leading into the Field of Play;
 - 43.3.2. Designed to remain unlocked while spectators are in a stadium. Under no circumstances should they be locked with a key during the time that spectators are in the stadium;
 - 43.3.3. Designed to open outwards, away from the spectators, leading from the spectators' areas into the Field of Play;
 - 43.3.4. Always attended by a specific appointed steward, to guard against abuse and to ensure immediate escape routes in the event of an emergency evacuation.
- 43.4. Approaches to a stadium should be adequately signposted (e.g. by means of pictograms) to guide spectators to their sections and all turnstiles. Entry/exit gates and doors must be operational and similarly clearly indicated by signs which are universally understood.
- 43.4.1. Prominent, clearly visible signage that guides spectators to sanitary facilities, concessions, retail outlets, exits and other customer service areas shall be provided.

44. TOILETS AND SANITARY FACILITIES

- 44.1. Sufficiently clean and hygienic sanitary facilities shall be distributed evenly throughout all sections of a stadium. There should be enough sanitary facilities to

accommodate for the total capacity of the stadium.

44.2. Seated toilets for all male and female spectators, as well as urinals for male facilities, shall be made available in each section.

44.2.1. Private toilet facilities consisting of a single toilet and sink shall be considered throughout the facility, for use by those requiring greater assistance including handicapped people and young children.

44.3. All restrooms should be equipped with sinks and amenities such as toilet paper and soap.

44.4. To avoid overcrowding of spectators entering and exiting sanitary facilities, there should be a one-way access system, or at least doors which are sufficiently wide to permit the division of the passageway into and out of each restroom.

45. FACILITIES FOR SPECTATORS WITH DISABILITIES

45.1. Proper provision should be made at all stadiums to accommodate spectators with health conditions or impairments in safety and comfort. This should include the provision of good, unobstructed viewing facilities and ramps for wheelchairs, toilet facilities, and support services.

45.2. The quality of seating positions and ticket options should be varied to allow disabled spectators the same opportunities as non-disabled spectators. It should be possible for wheelchair-users to gain entry to the stadium at all the entrances – including the VIP, VVIP, media, broadcasting, and player facilities – and to their viewing positions, without undue inconvenience either to themselves or to other spectators.

46. PUBLIC ADDRESS SYSTEM

46.1. It is essential that stadium operators and authorities can communicate with spectators inside and outside the stadium by means of a sufficiently powerful and reliable public address (PA) system.

46.2. The PA system may only be used for announcements requested by Concacaf or Local Security Authorities, as well as for announcements related to the match (e.g. goal scored, substitutions, attendance, minimum additional time, etc.).

46.2.1. The PA system may not be used to disseminate commercial messages (apart from Official Licensee promotions) without the expressed

authorization from Concacaf.

- 46.3. The PA system must provide an emergency alternative power supply to ensure the system remains operative without interruption in the event of a power failure for a minimum period of three (3) hours.

47. FOOD AND BEVERAGE

- 47.1. Stadiums should be equipped with concessions for spectators. Ideally, there should be one (1) concession point for every two hundred and fifty (250) spectator seats.
- 47.2. Hawking can also serve those visitors who are less mobile, such as people with disabilities, wheelchair users and families with small children. The idea of hawking is to serve the visitors sitting in the stands, just before and during the event by staff moving to and from the concession area to the stands.

48. MERCHANDISE STANDS

- 48.1. Merchandise stands should be placed in a way that will attract spectators without causing congestion in the stadium concourses. They should be accessible for everybody, even at a high-risk match where the sections are divided.

49. PARKING FOR SPECTATORS

- 49.1. All parking places should be on-site, affording spectators direct entrance to the stadium. The car parking lots around the stadium must be brightly lit and clearly signposted, ideally with numbered or lettered sections and should be guarded against illegal intrusions.
- 49.2. It is essential to ensure that car park access and egress is rapid and smooth flowing and that direct routes to nearest motorways are provided. Ideally, where enough parking is not available, parking should be provided no further than one thousand and five hundred (1,500) meters from the stadium.
- 49.3. It is essential to discuss the public parking strategy with the competent local authorities, bearing in mind the public transport systems and the possible provision of multi-story car parking garages in the immediate vicinity of the stadium.
- 49.4. Hospitality parking is a particularly important component, and enough parking near to the stadium to accommodate hospitality ticketholders is important. This

should be located near the VIP entrance, and ideally separated from the public car parking areas. Ideally, these vehicles should be parked inside the stadium.

50. PARKING AREA FOR TEAM OFFICIAL DELEGATION & CONCACAF DELEGATION

- 50.1. Stadiums must provide parking spaces free of charge for the use of team buses, Concacaf officials and Concacaf VIP guests located ideally within or immediately next to the stadium in a secured location. The number of parking spaces is specified in the HRA.
 - 50.1.1. The parking spaces must be safe and secured and allow easy access to the areas concerned.
 - 50.1.2. To gain access to these parking spaces, the Host Team must use a parking pass system which must be displayed clearly in the vehicle.
 - 50.1.3. Teams and Concacaf officials should have access to the dressing rooms from their drop-off areas without crossing through VIP/VVIP, media and public areas.
 - 50.1.4. In the event of the use of police escorts for safe and efficient access to/from the stadium for the teams and match officials, parking is to be provided for these personnel as close as possible to the vehicles that they are escorting.

51. PARKING FOR EMERGENCY SERVICES AND DISABLED SPECTATORS

- 51.1. Parking facilities immediately adjacent to, or inside, the stadium must be provided for police vehicles, fire trucks, ambulances and other vehicles pertaining to emergency services, and for the vehicles of disabled spectators. These parking places must be situated in such a fashion that they provide a direct, unrestricted route to and from the stadium which is separate from the public-access routes.

52. SPECTATOR CAPACITY

- 52.1. Minimum and maximum spectator capacities will be determined by the HRA, the Competitions Regulations, and/or the FIFA Stadium Safety and Security Regulations for the relevant Competition.

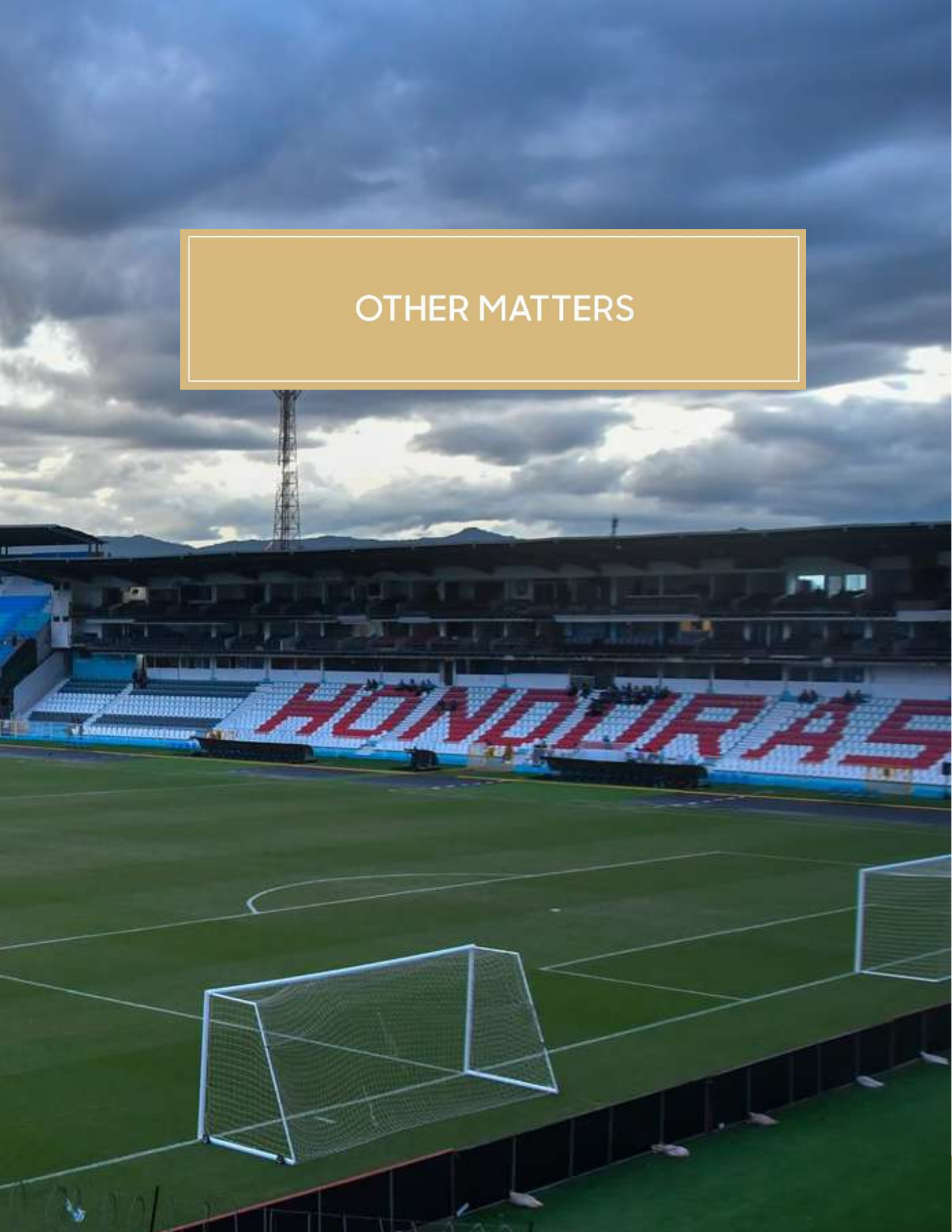
53. EMERGENCY LIGHTING SYSTEM

- 53.1. Each stadium should be equipped with an emergency lighting system approved by the competent local authorities. The emergency lighting system must be utilized in the event of a general lighting failure in all parts of the stadium to which the public has access to, subject but not limited to all exit and evacuation routes.
- 53.2. Stadiums should be equipped with emergency signs, including but not limited to exits, exit routes, fire extinguishers, etc.

54. COMMERCIAL DISPLAY AREAS

- 54.1. Stadiums should provide commercial partners with designated areas and certain facilities free of charge in conjunction with their exclusive event sponsorship and/or product supplies rights.
- 54.2. The space provided (minimum one hundred (100) square meters) must be in a suitable condition to enable commercial partners to carry out their promotions.
- 54.3. If there is a permanent power supply within the designated areas, the Host Organization must provide access.
- 54.4. Stadiums are required to adjust and abide by the Commercial Regulations of the specific Concacaf Competition(s) that are confirmed to take place in the selected stadium.

OTHER MATTERS



OTHER MATTERS

55. AMMENDMENTS

55.1. Concacaf reserves the right to make amendments to any part of these Guidelines for any reason whatsoever. Such amendments shall be duly communicated in due course.

56. MATTERS NOT PROVIDED FOR

56.1. Matters not provided for in these Guidelines will be decided by the Concacaf Council. Such decisions are final, binding and are not appealable.

57. CLOSING PROVISIONS

57.1. The Concacaf General Secretariat is entrusted with the operational management of the Regulations and is therefore entitled to make decisions and adopt the detailed provisions necessary for implementing these Guidelines.



Concacaf



CHAMPIONSHIP

Concacaf



CHAMPIONSHIP